

SPECIFICATIONS

Capacity ⁽¹⁾	95 ppd	
Energy Factor ⁽¹⁾	2.2 L/kW-h	
Airflow @ varying E.S.P. (external static pressure - dry coil)		
	0.0" w.c.	265 CFM
	0.2" w.c.	230 CFM
	0.4" w.c.	200 CFM
Voltage, phase, frequency	120VAC, 1, 60 Hz	
Current draw⁽¹⁾	8.0 Amps	
Noise	54 dBA ducted	60 dBA unducted
Dimensions: (cabinet only)⁽²⁾	Width	12½"
	Height	14½"
	Length	27½"
Weight	70 lbs.	
Inlet air operating conditions during		
-Dehumidification:	50°F–104°F, 40°F dew point min.	
-Ventilation:	40°F–140°F, 0%–99% RH (non-condensing)	

⁽¹⁾Rated capacity and energy factor test done and current draw measured in accordance with AHAM DH-1 2008 at 80°F/60% RH inlet air at 0.0 ESP. ⁽²⁾Height does not include adjustable feet. The width excludes the filter doors and length excludes the duct collars.

FEATURES

Control⁽³⁾	Built-in digital control with top or front mounting options
Crawl space alert	40' Cable with LED light (1850CS only)
Cabinet insulation	½" EPS
Air discharge orientation	Top or end
Inlet/Outlet duct collars	10" dia.
Backdraft damper at outlet	Included (1850 only)
Filter	½" washable, MERV 8
Refrigerant	R410A
Coil type	Corrosion resistant aluminum
8' Power cord	Plug type
Hardwire option	Yes, field configurable
Discharge air temperature rise	10°F–30°F
Drain connection⁽⁴⁾	¾" PVC adapters
Warranty	5 Years

⁽³⁾The Model 1850 controls to an "RH" set point. The Model 1850CS controls to a "Dew Point" set point which is ideal for unconditioned spaces. Model 1850 ships with the control located on the top of the unit and the 1850CS ships with the control located on the front. ⁽⁴⁾Adapters for threaded connection or plastic hose included. Model 1850CS includes 10' of drain tubing.

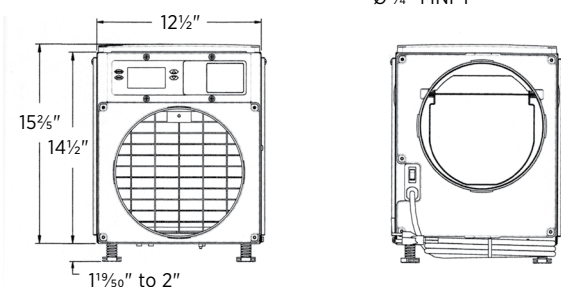
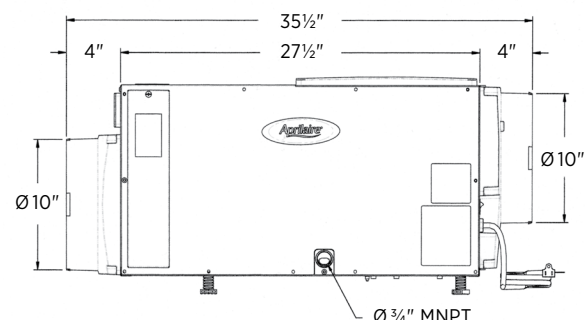


APPLICATION

The Aprilaire 1850 Series dehumidifiers provide superior efficiency and capacity to protect your furnishings and eliminate musty smells in the basement. Removing excess moisture prevents the growth of damaging and unhealthy mold and mildew as well. The 1850 series can also be ducted or freestanding, making it the perfect solution for a finished or unfinished basement.

The Model 1850CS is a high-efficiency dehumidifier designed specifically for the crawl space. It removes up to 95 pints per day with a low current draw—keeping crawl spaces dry without unwanted increases to the utility bill.

Two other notable features on the Model 1850CS, are the "crawl space alert" and the use of dew point control. The "crawl space alert" is a blinking LED visible to homeowners from above ground, providing peace of mind that the Model 1850CS is functioning properly. Consumers will not have to enter the crawl space to confirm whether or not their units are operating. If the light is on, they know to call for service.



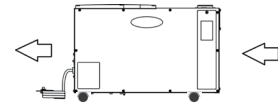
Installation options for the Aprilaire 1850/1850CS Dehumidifiers

APPLICATIONS

BASEMENT

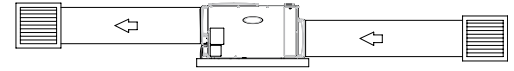
Model 1850 Freestanding

- Air is pulled into the dehumidifier directly from the basement, dehumidified and returned back to the basement.
- The dehumidified air can be discharged through the rear or top of the cabinet.



Model 1850 Ducted

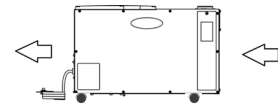
- Dehumidifier is ducted to 2 dedicated grills using the Living Space Duct Kit Model 5546.
- Air is pulled into the dehumidifier directly from the basement, dehumidified and returned back to the basement.
- The dehumidified air can be discharged through the end of the cabinet or the top.
- Perfect set up for a finished basement.



CRAWL SPACE

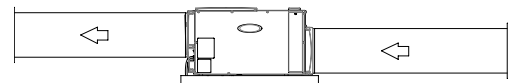
Model 1850CS Freestanding

- Air is pulled into the dehumidifier directly from the crawl space, dehumidified and returned back to the crawl space.



Model 1850CS Ducted

- Dehumidifier is ducted using 10" duct round flexible or hard duct.
- Air is pulled into the dehumidifier directly from the crawl space, dehumidified and returned back to the crawl space.
- Adding ductwork can help circulate the air around the crawl space.



Optional Wall-Mount Controls



Model 76 Dehumidifier Control

- On/Off buttons
- Wall mounted living space control
- As a "External Control" it displays RH and controls to an RH value for basements
- As a "Remote Control" it displays RH and controls to dew point for crawl spaces



Model 8620 Universal Programmable Thermostat

- Large touch screen display
- 2H/2C conventional or 4H/2C heat pump
- Outdoor temperature sensor included
- Designed to meet ASHRAE 62.2 ventilation guidelines
- Notifies when ventilation is active
- Built in RH sensor for dehumidification

Optional Accessories




Model 4856 Condensate Pump

- 22 ft. lift
- Low profile
- 120 V



Crawl space Alert (included with the 1850CS)

- 40' cable with LED
- LED illuminates when the dehumidification set point can't be reached or when service is required
- Provides customer peace of mind knowing the dehumidifier is functioning properly



Model 5546 Living Space Duct Kit

Allows the dehumidifier to be installed in the mechanical room and duct to grill in the finished basement

